



TRU-STEEL

LOUVRE AND CANOPY
EXTERNAL AWNINGS

TRU-STEEL LOUVRE AND CANOPY AWNINGS.

Australian made Uniline Tru-Steel Louvre and Canopy Awnings are an economical, attractive and practical choice to minimise the effects caused by Australia's harsh climate.

Tru-Steel Louvre Awnings are constructed with curved panels which are rigid and corrosion resistant to endure Australia's harsh climatic conditions. Available in three variations: standard pitch, closed pitch and adjustable louvres with internal controls.



Tru-Steel Canopy Awnings are produced with steel, multi-rib cross section skin panels to provide greater strength, wind resistance, and better protection against hail and storm damage. Powder coated components contribute to the long life of Uniline Tru-Steel Canopy Awnings.

Suitable for both domestic and commercial applications, Tru-Steel Canopy Awnings are available in either self supporting or post support types.





THE CHOICE IS YOURS

- Tru-Steel's superior oven-baked finish resists chipping, peeling or cracking.
- Tru-Steel is made with a zincalume steel base for anticorrosion, a conversion layer and epoxy primer to enhance coating adhesion.



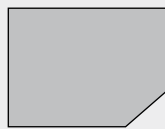
TRU-STEEL AWNINGS ARE COMPATIBLE WITH THE FOLLOWING COLOUR RANGE:




THREDBO WHITE




OFF WHITE




GULL GREY




SMOOTH CREAM




WHEAT



STONE



PALE TERRACOTTA



HERITAGE RED



MIST GREEN



CAULFIELD GREEN



MOUNTAIN BLUE



EBONY



CHARCOAL

Available in 13 different colours, visit the Uniline website or contact Uniline Customer Service.

IT'S YOUR CHOICE.

The preferred window covering system supplier to the industry.

Australia Free Call: 1800 777 331 | sales@uniline.com.au | uniline.com.au

New Zealand Free Call: 0800 700 801 | salesnz@uniline.com.au | uniline.co.nz

